


TSE2P4M

Thyristors

DRAWIN

General Description

- ◆ Package: TO-251
- ◆ Glass passivated thyristors in a plastic envelope, Intended for use in applications requiring high bidirectional blocking voltage capability and high thermal cycling performance. Typical applications include motor control, industrial and domestic lighting, heating and static switching.



K A G

Limiting Values

SYMBOL	Spec	UNIT
$V_{DRM}$	600	V
$V_{RRM}$	600	V
$I_{T(AV)}$	2	A
$I_{T(RMS)}$	3	A
$I_{TSM}$	20	A
$T_J$	125	°C
$T_{atg}$	-40~125	°C

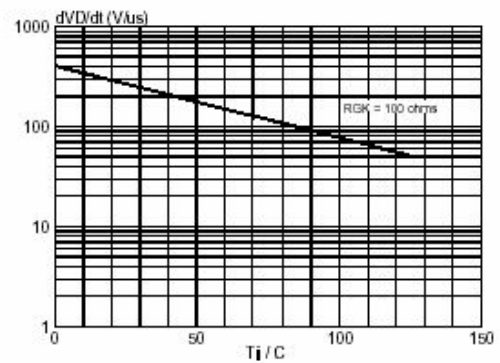
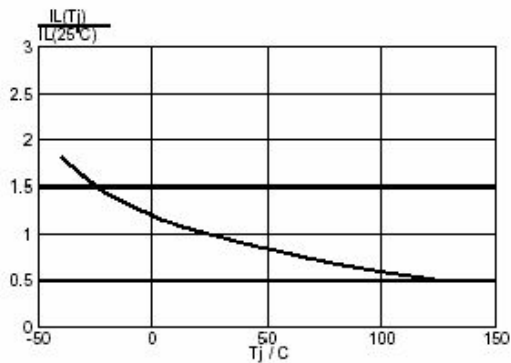
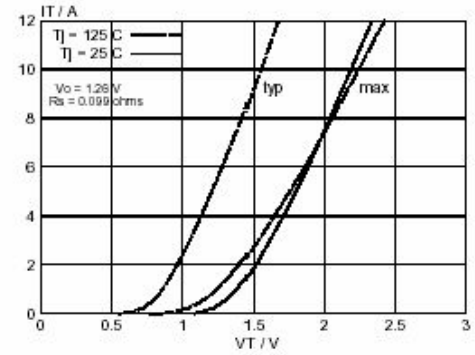
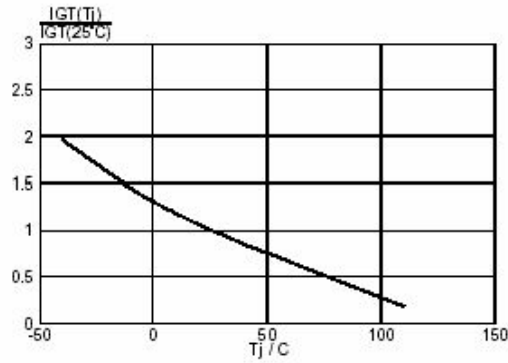
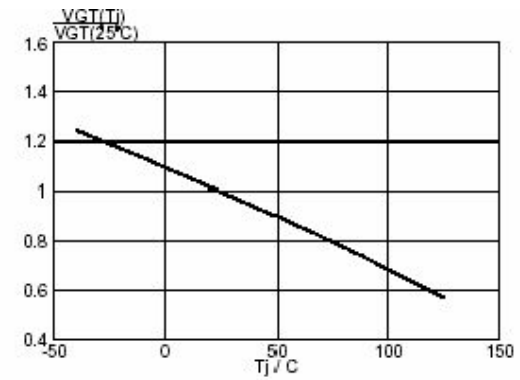
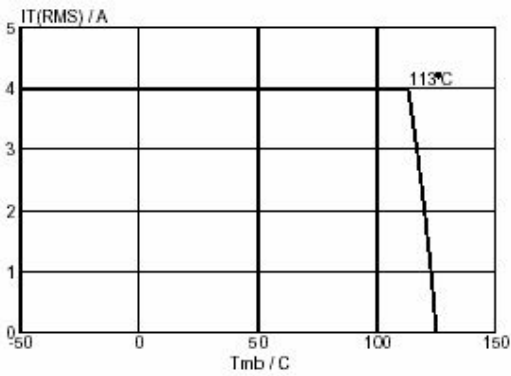
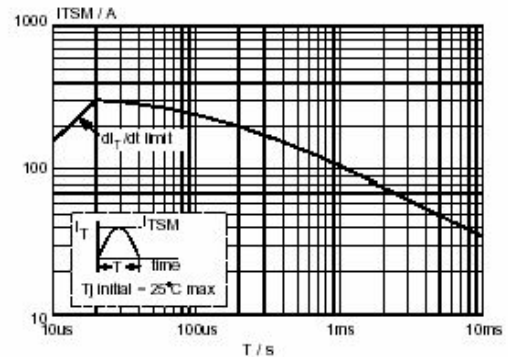
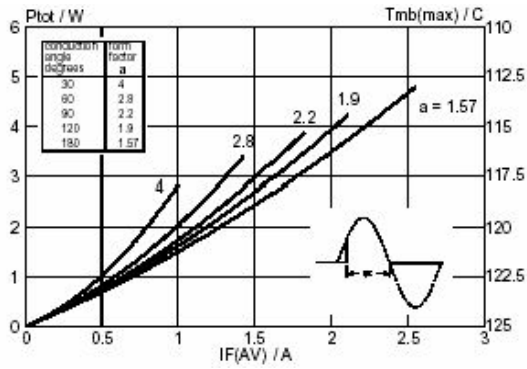
Static Characteristics

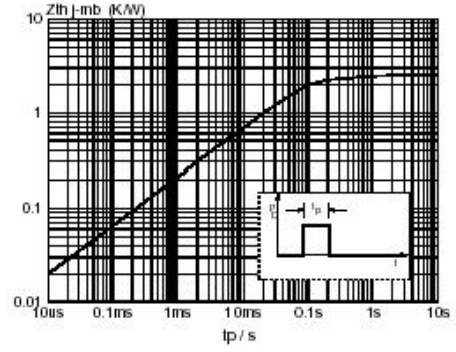
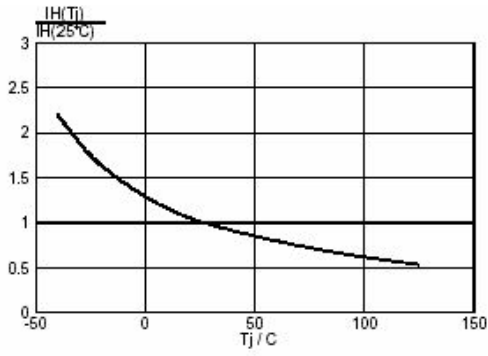
SYMBOL	UNIT	SPEC			CONDITION
		MIN	TIP	MAX	
VDRM	V	600	650		
VRRM	V	600	650		IR=50uA
IDRMI	uA			20	VDRM=600V
VTM	V		1.3	1.7	IT=4A
IH	mA			5	IT=0.1A, IGT=0.2mA
IL	mA		0.17	10	VD=12V, IGT=0.1A
IGT	u A	10	30	100	VD=6V, RL=100Ω
VGT	V	0.5		0.8	VD=6V, RL=100Ω
IGM	A			0.5	
VGM	V			5	
VRGM	V			5	
dv/dt	V/us		50		VDM=67%VDRM, Tj=110°C, RL=100Ω
dIt/dt	A/us			50	IT=10A, IG=50mA, Dig=50mA/us
VGD	V	0.1			VDRM=400V, RGR=1KΩ, Tj=110°C

Thermal Resistances

SYMBOL	SPEC	UNIT
Rthj-mb	75	°C/W
Rthj-a	200	°C/W

Typical Characteristics





Mechanical Dimensions

