

**MBR2540FCT~MBR25200FCT**

**25 AMPERES SCHOTTKY BARRIER RECTIFIERS**

Voltage	40 to 200 Volts	Current	25 Amperes
---------	-----------------	---------	------------

DRAWING



**Features**

- ◆ Plastic package has underwriters laboratory Flammability classification 94v-O. Flame retardant epoxy molding compound.
- ◆ Metal silicon junction, majority carrier condition.
- ◆ Low power loss, high efficiency.
- ◆ High current capability
- ◆ Guarding for overvoltage protection
- ◆ For use in low voltage, high frequency inverters free wheeling, and polarity protection applications.
- ◆ In compliance with EU ROHS 2002/95/EC directives.
- ◆ Case: ITO-220AB

**Maximum ratings and Electrical Characteristics**

Ratings at 25°C ambient temperature unless otherwise specified phase, half wave, 60Hz, resistive or inductive load.

For capacitive load, derate current by 20%.

PARAMETER	Symb ol	MBR2540 FCT	MBR25 45FCT	MBR25 50FCT	MBR25 60FCT	MBR25 100FCT	MBR25 150FCT	MBR25 200FCT	Units
Maximum Recurrent Peak Reverse Voltage	V <sub>RRM</sub>	40	45	50	60	100	150	200	V
Maximum RMS Voltage	V <sub>RMS</sub>	40	45	50	60	100	150	200	V
Maximum DC Blocking Voltage	V <sub>DC</sub>	40	45	50	60	100	150	200	V
Maximum Average Forward Current	I <sub>F(AV)</sub>	25							A
Peak Forward Surge Current :8.3ms single half sine-wave superimposed on rated load (JEDEC method)	I <sub>FSM</sub>	200							A
Maximum Forward Voltage at 12.5A,per leg	V <sub>F</sub>	0.7	0.75		0.8	0.9		V	
Maximum DC Reverse Current T <sub>J</sub> =25°C at Rated DC Blocking Voltage T <sub>J</sub> =125°C	I <sub>R</sub>	0.2 50							mA
Typical Thermal Resistance	R <sub>θjc</sub>	4							°C/W
Operating Junction and Storage Temperature Range	T <sub>J</sub> ,T <sub>ST</sub> G	-50 to +150	-65 to +175						°C

**Typical Characteristics**

RATING AND CHARACTERISTIC CURVES

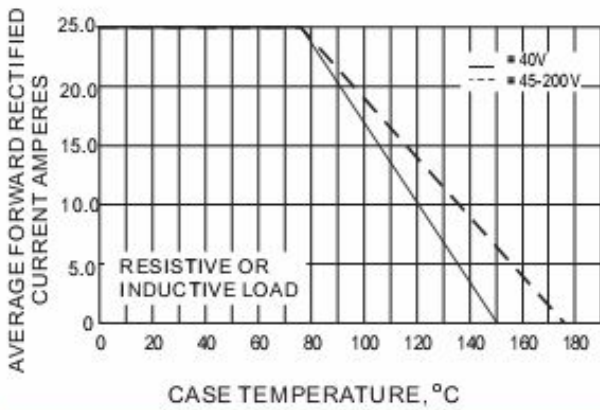


Fig.1- FORWARD CURRENT DERATING CURVE

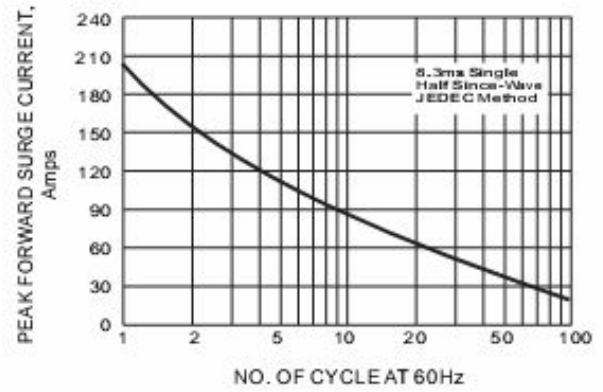


Fig.2- MAXIMUM NON-REPETITIVE SURGE CURRENT

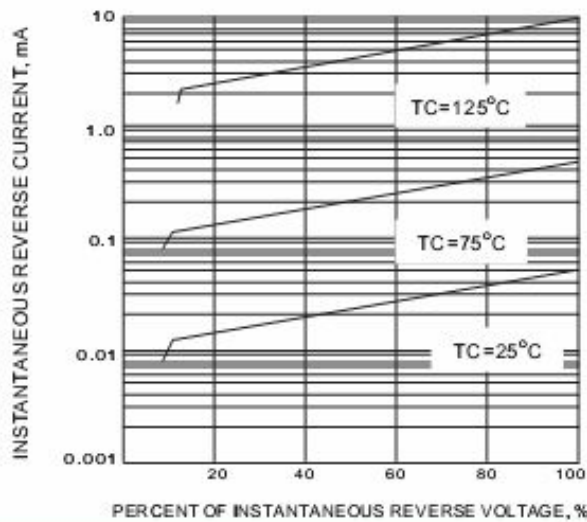


Fig.3- TYPICAL REVERSE CHARACTERISTICS

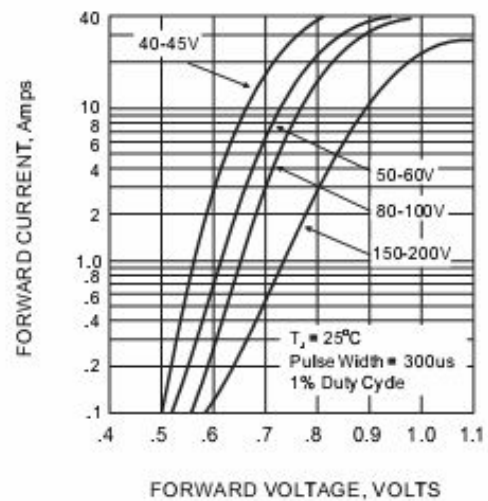


Fig.4- TYPICAL INSTANTANEOUS FORWARD CHARACTERISTICS

Mechanical Dimensions

